





Slag-Resistant Mat Options


DuraComfort



Hog Heaven®



Hog Heaven® Tiles



Hog Heaven® Drainable Tiles



Hog Heaven® Knee Guard



Material	Closed-cell nitrile/PVC-blended foam encapsulated in solid nitrile rubber	Closed-cell nitrile/PVC-blended foam molded to a solid nitrile surface	Closed-cell nitrile/PVC-blended foam molded to a solid nitrile surface	Closed-cell nitrile rubber	Closed-cell nitrile/PVC-blended foam molded to a solid nitrile surface
Edges	Beveled	Sloped	Beveled	Beveled	-
Thickness	1/2" (0.5")	5/8" (0.625") or Hog Heaven Max 7/8"(0.8750)	3/4" (0.75")	3/4" (0.75")	7/8" (0.875")
Compression Deflection*	32.2% at 20 psi	5/8" Mat: 47.8% at 20 psi 7/8" Mat: 51.0% at 20 psi	42.3% at 20 psi	13.4% @ 20 psi	51.0% at 20 psi
Resistant to Grease/Oil & Chemicals	✓	✓	✓	✓	✓
Welding Safe	✓	✓	✓	✓	✓
ESD Rating	Electrically conductive	Electrically conductive	Electrically conductive	Electrically conductive	Electrically conductive
Color Options	Black / Available with OSHA-approved caution yellow borders	Black / Available with OSHA-approved caution yellow borders	Black / Available with OSHA-approved caution yellow borders	Black / Available with OSHA-approved caution yellow borders	Black
Available Sizes	2' x 3' 3' x 5'	2' x 3' 3' x 5' 3' x 12' 4' x 6' 4.8' x 8' Custom 2', 3', 4' & 4.8' widths up to 100' in length are available. Please note that mats over 60' will have up to 2 seams.	Available in modular tiles for customizable configurations, linkable mats to create runners, & workstation mats	Available in modular tiles for customizable configurations, linkable mats to create runners, & workstation mats	12" x 22"
Surface Texture					

*Compression deflection is a measurement designed to assess and compare performance characteristics of anti-fatigue mats. A load is applied to the mat at 20 psi (equivalent to a 150-pound person standing) and the deflection is measured. Test results are reported as a percentage. Studies suggests that surfaces with a compression deflection of less than 20% are perceived as too hard, and surfaces greater than 60% can be perceived as too soft. Mats with a compression deflection between 20% and 60% tend to provide the most anti-fatigue benefits.